



Target Species
























Based on 94,362 complete checklists

349 species observed in Minnesota, US (region/US-MN) in Sep that you need for your **World Life List**

1. Black-capped Chickadee	57.98% frequency
2. Blue Jay	57.97%
3. American Crow	44.93%
4. American Goldfinch	41.25%
5. Downy Woodpecker	37.77%
6. White-breasted Nuthatch	36.79%
7. Canada Goose	35.80%
8. American Robin	32.26%
9. Northern Flicker	27.64%
10. Mallard	27.09%
11. Northern Cardinal	26.53%
12. Gray Catbird	25.29%
13. Hairy Woodpecker	24.43%
14. Ring-billed Gull	23.71%
15. Red-bellied Woodpecker	22.41%
16. White-throated Sparrow	21.50%
17. Yellow-rumped Warbler	20.24%
18. Cedar Waxwing	19.82%

19. Mourning Dove	19.46%
20. Wood Duck	19.26%
21. Song Sparrow	17.67%
22. Bald Eagle	17.17%
23. Nashville Warbler	16.50%
24. Ruby-throated Hummingbird	15.81%
25. Great Blue Heron	15.28%
26. Common Yellowthroat	14.59%
27. American Redstart	13.99%
28. Double-crested Cormorant	13.75%
29. House Finch	13.64%
30. Turkey Vulture	13.23%
31. Red-breasted Nuthatch	13.14%
32. Eastern Phoebe	12.55%
33. Red-winged Blackbird	12.26%
34. Red-eyed Vireo	11.93%
35. Pileated Woodpecker	11.92%
36. Belted Kingfisher	11.19%
37. Palm Warbler	11.00%
38. Rock Pigeon	10.99%
39. Tennessee Warbler	10.67%
40. House Sparrow	10.60%
41. Great Egret	10.46%

42. Northern House Wren	9.60%
43. Chipping Sparrow	9.52%
44. Black-and-white Warbler	9.51%
45. Red-tailed Hawk	9.44%
46. European Starling	9.39%
47. Ruby-crowned Kinglet	9.03%
48. Rose-breasted Grosbeak	8.65%
49. Killdeer	8.52%
50. Common Grackle	8.38%
51. Pied-billed Grebe	8.11%
52. Magnolia Warbler	8.02%
53. Eastern Wood-Pewee	7.97%
54. Barn Swallow	7.83%
55. Trumpeter Swan	7.74%
56. Eastern Bluebird	7.52%
57. Green Heron	7.29%
58. Swamp Sparrow	7.01%
59. Blue-winged Teal	6.72%
60. Sandhill Crane	6.47%
61. Sharp-shinned Hawk	6.47%
62. Swainson's Thrush	6.42%
63. Chestnut-sided Warbler	6.33%
64. Common Raven	6.22%

65. Yellow-bellied Sapsucker	6.14% 
66. Broad-winged Hawk	6.12% 
67. American White Pelican	5.89% 
68. Cooper's Hawk	5.81% 
69. Lincoln's Sparrow	5.79% 
70. American Kestrel	5.18% 
71. Blue-headed Vireo	5.08% 
72. Merlin	4.99% 
73. Orange-crowned Warbler	4.94% 
74. Least Flycatcher	4.88% 
75. Dark-eyed Junco	4.84% 
76. Osprey	4.72% 
77. Franklin's Gull	4.57% 
78. Wild Turkey	4.45% 
79. Ovenbird	4.36% 
80. Yellow-throated Vireo	4.27% 
81. Northern Harrier	4.15% 
82. American Coot	3.89% 
83. Common Loon	3.84% 
84. Tree Swallow	3.77% 
85. Purple Finch	3.72% 
86. Wilson's Warbler	3.70% 
87. Savannah Sparrow	3.70% 

88. Northern Waterthrush	3.60%
89. American Herring Gull	3.48%
90. Warbling Vireo	3.38%
91. Bay-breasted Warbler	3.36%
92. Golden-crowned Kinglet	3.25%
93. Philadelphia Vireo	3.24%
94. Lesser Yellowlegs	3.01%
95. Black-throated Green Warbler	2.99%
96. Brown Creeper	2.96%
97. Yellow Warbler	2.94%
98. Common Nighthawk	2.92%
99. Sora	2.89%
100. White-crowned Sparrow	2.88%
101. Brown Thrasher	2.60%
102. Hooded Merganser	2.53%
103. Northern Parula	2.49%
104. Green-winged Teal	2.44%
105. Great Crested Flycatcher	2.40%
106. Pine Siskin	2.39%
107. Marsh Wren	2.34%
108. Indigo Bunting	2.30%
109. Peregrine Falcon	2.19%
110. Field Sparrow	2.16%

111. Clay-colored Sparrow	2.10%
112. Wilson's Snipe	2.09%
113. Least Sandpiper	2.08%
114. Pectoral Sandpiper	2.01%
115. Spotted Sandpiper	2.00%
116. Northern Shoveler	1.97%
117. Greater Yellowlegs	1.94%
118. Golden-winged Warbler	1.92%
119. Canada Warbler	1.92%
120. Blackburnian Warbler	1.85%
121. Ring-necked Pheasant	1.82%
122. Red-headed Woodpecker	1.76%
123. American Pipit	1.76%
124. Blackpoll Warbler	1.75%
125. Eastern Kingbird	1.66%
126. Scarlet Tanager	1.65%
127. Common Merganser	1.65%
128. Sedge Wren	1.63%
129. Baltimore Oriole	1.63%
130. Olive-sided Flycatcher	1.62%
131. Blue-gray Gnatcatcher	1.62%
132. Solitary Sandpiper	1.57%
133. Barred Owl	1.53%

134. Eastern Towhee	1.52%
135. American Golden-Plover	1.51%
136. American Wigeon	1.46%
137. Chimney Swift	1.42%
138. Hermit Thrush	1.36%
139. Ruffed Grouse	1.29%
140. Harris's Sparrow	1.23%
141. Horned Lark	1.16%
142. Great Horned Owl	1.14%
143. Red-shouldered Hawk	1.12%
144. Cape May Warbler	1.12%
145. Winter Wren	1.09%
146. Black-bellied Plover	1.08%
147. Northern Pintail	1.06%
148. Vesper Sparrow	1.05%
149. Semipalmated Sandpiper	1.03%
150. Cliff Swallow	1.01%
151. Ring-necked Duck	0.9930%
152. Semipalmated Plover	0.9909%
153. Bonaparte's Gull	0.9824%
154. Rusty Blackbird	0.9729%
155. Gadwall	0.9707%
156. Sanderling	0.9654%

157. Caspian Tern	0.9442%
158. Baird's Sandpiper	0.9146%
159. Eurasian Collared-Dove	0.8923%
160. Pine Warbler	0.8828%
161. Fox Sparrow	0.8457%
162. Lapland Longspur	0.8181%
163. Yellow-bellied Flycatcher	0.8107%
164. Bobolink	0.8033%
165. Stilt Sandpiper	0.7990%
166. Redhead	0.7800%
167. Ruddy Duck	0.7567%
168. Mourning Warbler	0.7429%
169. Horned Grebe	0.6931%
170. Red-necked Grebe	0.6645%
171. Eastern Meadowlark	0.6518%
172. American Black Duck	0.6443%
173. Gray-cheeked Thrush	0.6221%
174. Common Goldeneye	0.6115%
175. Brown-headed Cowbird	0.5754%
176. Veery	0.5691%
177. Canada Jay	0.4949%
178. Black-throated Blue Warbler	0.4885%
179. Black-billed Magpie	0.4854%

180. Red-necked Phalarope	0.4684%
181. Red-breasted Merganser	0.4578%
182. Western Meadowlark	0.4144%
183. Buff-breasted Sandpiper	0.4122%
184. Long-billed Dowitcher	0.4091%
185. Black-crowned Night Heron	0.3921%
186. Bank Swallow	0.3879%
187. American Goshawk	0.3836%
188. Tufted Titmouse	0.3645%
189. Red Crossbill	0.3603%
190. Virginia Rail	0.3582%
191. Purple Martin	0.3582%
192. Yellow-headed Blackbird	0.3582%
193. Cackling Goose	0.3328%
194. Brewer's Blackbird	0.3306%
195. Forster's Tern	0.3243%
196. LeConte's Sparrow	0.3243%
197. Wood Thrush	0.3169%
198. Lesser Scaup	0.3158%
199. Snow Goose	0.2988%
200. Blue-winged Warbler	0.2967%
201. Black-backed Woodpecker	0.2904%
202. Northern Rough-winged Swallow	0.2734%

203. Nelson's Sparrow	0.2713%
204. Common Tern	0.2586%
205. Alder Flycatcher	0.2490%
206. Connecticut Warbler	0.2374%
207. Swainson's Hawk	0.2310%
208. Canvasback	0.2077%
209. Black Tern	0.2024%
210. Eared Grebe	0.1939%
211. Bufflehead	0.1780%
212. American Bittern	0.1770%
213. American Woodcock	0.1664%
214. Willow Flycatcher	0.1643%
215. Black-billed Cuckoo	0.1611%
216. Sabine's Gull	0.1600%
217. Short-billed Dowitcher	0.1558%
218. Eastern Screech-Owl	0.1526%
219. Ruddy Turnstone	0.1452%
220. Western Grebe	0.1378%
221. Parasitic Jaeger	0.1282%
222. Wilson's Phalarope	0.1272%
223. Boreal Chickadee	0.1229%
224. Ross's Goose	0.1155%
225. Yellow-billed Cuckoo	0.1091%

226. Dunlin	0.0996%
227. Carolina Wren	0.0943%
228. American Tree Sparrow	0.0890%
229. Grasshopper Sparrow	0.0827%
230. Dickcissel	0.0816%
231. Evening Grosbeak	0.0795%
232. Sharp-tailed Sandpiper	0.0784%
233. Least Bittern	0.0763%
234. Greater Scaup	0.0710%
235. Sharp-tailed Grouse	0.0710%
236. Marbled Godwit	0.0657%
237. American Avocet	0.0646%
238. Spruce Grouse	0.0625%
239. Hudsonian Godwit	0.0625%
240. Lark Sparrow	0.0615%
241. Common Gallinule	0.0583%
242. Mississippi Kite	0.0572%
243. White-faced Ibis	0.0562%
244. Long-tailed Jaeger	0.0551%
245. Surf Scoter	0.0540%
246. Black-throated Gray Warbler	0.0530%
247. Smith's Longspur	0.0509%
248. Lesser Black-backed Gull	0.0487%

249. Greater White-fronted Goose	0.0477%
250. Northern Saw-whet Owl	0.0466%
251. Snowy Egret	0.0445%
252. Neotropic Cormorant	0.0424%
253. Golden Eagle	0.0413%
254. Hooded Warbler	0.0413%
255. Eastern Whip-poor-will	0.0403%
256. White-winged Crossbill	0.0403%
257. White-rumped Sandpiper	0.0350%
258. Red Knot	0.0339%
259. Great Gray Owl	0.0297%
260. Short-eared Owl	0.0297%
261. Greater Prairie-Chicken	0.0286%
262. Rough-legged Hawk	0.0286%
263. Harlequin Duck	0.0244%
264. Rufous Hummingbird	0.0233%
265. Whimbrel	0.0233%
266. Henslow's Sparrow	0.0233%
267. Gray Partridge	0.0223%
268. Townsend's Solitaire	0.0212%
269. Western Cattle-Egret	0.0201%
270. Bohemian Waxwing	0.0201%
271. Blue Grosbeak	0.0201%

272. Pacific Loon	0.0180%
273. Prothonotary Warbler	0.0180%
274. Say's Phoebe	0.0170%
275. Western Kingbird	0.0170%
276. Eurasian Tree Sparrow	0.0170%
277. Red-throated Loon	0.0159%
278. Yellow-crowned Night Heron	0.0159%
279. Lark Bunting	0.0159%
280. Spotted Towhee	0.0159%
281. Fork-tailed Flycatcher	0.0148%
282. Bell's Vireo	0.0148%
283. Black Scoter	0.0138%
284. Orchard Oriole	0.0138%
285. Long-eared Owl	0.0127%
286. Great Black-backed Gull	0.0117%
287. Willet	0.0106%
288. Royal Tern	0.0106%
289. Loggerhead Shrike	0.0106%
290. Clark's Nutcracker	0.0106%
291. Great-tailed Grackle	0.0095%
292. Tundra Swan	0.0074%
293. Long-tailed Duck	0.0064%
294. Upland Sandpiper	0.0064%

295. Western Sandpiper	0.0064%
296. Iceland Gull	0.0064%
297. Least Tern	0.0064%
298. American Three-toed Woodpecker	0.0064%
299. Acadian Flycatcher	0.0064%
300. Northern Wheatear	0.0064%
301. Summer Tanager	0.0064%
302. White-winged Scoter	0.0053%
303. Yellow Rail	0.0053%
304. Little Blue Heron	0.0053%
305. Northern Mockingbird	0.0053%
306. Limpkin	0.0042%
307. California Gull	0.0042%
308. Red Phalarope	0.0032%
309. Pomarine Jaeger	0.0032%
310. Little Gull	0.0032%
311. Arctic Tern	0.0032%
312. Prairie Falcon	0.0032%
313. Cassin's Sparrow	0.0032%
314. Cerulean Warbler	0.0032%
315. Townsend's Warbler	0.0032%
316. Western Tanager	0.0032%
317. Piping Plover	0.0021%

318. Purple Sandpiper	0.0021%
319. Clark's Grebe	0.0021%
320. White-eyed Vireo	0.0021%
321. Chestnut-collared Longspur	0.0021%
322. Yellow-throated Warbler	0.0021%
323. Black-headed Grosbeak	0.0021%
324. Brant	0.0011%
325. Cinnamon Teal	0.0011%
326. Band-tailed Pigeon	0.0011%
327. White-winged Dove	0.0011%
328. Black-necked Stilt	0.0011%
329. Black-legged Kittiwake	0.0011%
330. Black-headed Gull	0.0011%
331. Northern Hawk Owl	0.0011%
332. Gyr Falcon	0.0011%
333. Ash-throated Flycatcher	0.0011%
334. Northern Shrike	0.0011%
335. Sprague's Pipit	0.0011%
336. Redpoll	0.0011%
337. Louisiana Waterthrush	0.0011%
338. Black-bellied Whistling-Duck	0.0000%
339. Laughing Gull	0.0000%
340. Wood Stork	0.0000%

341. White Ibis	0.0000%
342. Swallow-tailed Kite	0.0000%
343. Scissor-tailed Flycatcher	0.0000%
344. Snow Bunting	0.0000%
345. Black-throated Sparrow	0.0000%
346. Yellow-breasted Chat	0.0000%
EXOTIC: PROVISIONAL	
347. Mute Swan	0.0837% frequency
348. Whooping Crane	0.0318%
349. Abert's Towhee	0.0021%
EXOTIC: ESCAPEE	
African Collared-Dove	0.0085% frequency
Whooper Swan	0.0042%
Red-whiskered Bulbul	0.0032%
Muscovy Duck	0.0021%
Swan Goose	0.0011%
Budgerigar	0.0011%
Helmeted Guineafowl	0.0000%
Indian Peafowl	0.0000%
Chukar	0.0000%
Cockatiel	0.0000%
Magpie Shrike	0.0000%

Northern Bobwhite	0.0000%
HYBRIDS	
Mallard x American Black Duck (hybrid)	0.0593% frequency
Brewster's Warbler (hybrid)	0.0074%
Snow x Ross's Goose (hybrid)	0.0053%
Golden-winged x Blue-winged Warbler (hybrid)	0.0042%
Domestic goose sp. x Canada Goose (hybrid)	0.0032%
Greater White-fronted x Canada Goose (hybrid)	0.0021%
Lawrence's Warbler (hybrid)	0.0021%
Spotted x Eastern Towhee (hybrid)	0.0011%